

Below is an OPTIONAL weekly schedule for students and families to utilize during Home Learning. The schedule is to help with accessing resources, links, and activities; these can be completed at any time. All students are encouraged to engage in the review activities below. These activities align with PWCS's vision of (60 for Elem. and 90 for MS) minutes per content area, per week. Students are encouraged to utilize this time to review and remediate objectives from the beginning of the year that they would like to improve on. Please reach out to the teacher with any questions.

Home Learning Choice Board-Week of April 27th

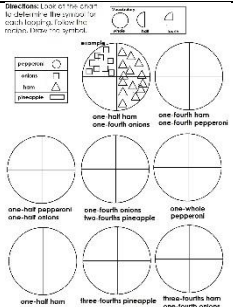
Visual Aids for at home learning: [Visual Aids](#)



Please check [Messenger pages](#) as well as [Class Dojo](#) daily for notes!

Make a choice per subject area during the day and color it in!

Objectives	Monday	Tuesday	Wednesday	Thursday	Friday	Technology Free Ideas:
<p>Reading: SOL 1.5 f) Use word patterns to decode unfamiliar words. Introduce long vowels in the following order: Long a: ai, ay (e.g. mail, play) Long e: ee, ea (e.g. tree, eat) Long o: oa, ow (e.g. soap, tow) Long i: y, igh (e.g. fly, light) Long u: u,ew,ue,oo (e.g. flu, grew, blue,zoo)</p>	<p>Go on MyOn (Log on through Clever) and select 3 nonfiction books about Economics to read.</p> <p>Ms. Der's How to use clever to get on MyOn video: How to Access MyOn</p> <p>Check out Ms. Greer page and resources: Ms. Greer</p> <p>Ms. Geyer Gifted Resources: Ms. Geyer</p>	<p>Work on IStation for 20 minutes.</p> <p>Log into IStation here:IStation</p> <p>Download the app to practice reading skills/strategies.</p> <p>Please contact your teacher for Log in info!</p>	<p>Go on MyOn (Log on through Clever) and select 3 nonfiction book the 3 R's-Reduce, Reuse, Recycle to read.</p> <p>What can you collect around your home to reuse and create a spectacular art creation? Create a one of a kind art sculpture! You can share it during your class' Friday ZOOM meeting!</p>	<p>Work on IStation for 20 minutes.</p> <p>Log into IStation here:IStation</p> <p>Download the app to practice reading skills/strategies.</p> <p>Please contact your teacher for Log in info!</p>	<p>Go to MyCapstoneLibrary, or your home library and choose a fiction or nonfiction book to read during your snack time.</p> <p>Capstone Library username: porter password: school</p> <p>Remember reading for 20 minutes a day will help you to become a better reader!</p>	<p>Make a long vowel/vowel teams chart or book. While you are reading your books this week, look for words that have these vowel teams:</p> <p>Long a: ai, ay (e.g. mail, play) Long e: ee, ea (e.g. tree, eat) Long o: oa, ow (e.g. soap, tow) Long i: y, igh (e.g. fly, light) Long u: u,ew,ue,oo (e.g. flu, grew, blue,zoo)</p>

<p>Sight Words: Also, Around, Farm, Three, Small</p>	<p>Write your sight words in complete sentences.</p>	<p>Check out this sight words game: Sight Word Demolition</p>	<p>Write your sight words in a creative story with adjectives.</p>	<p>Try this sight word game: Sight Word Balloon Pop</p>	<p>Do a rapid fire game of sight word recall with a friend!</p>	<p>Each day, practice your sight words with a family member.</p>
<p>Writing: The student will edit writing for capitalization, punctuation, and spelling. a) Use complete sentences. b) Begin each sentence with a capital letter and use ending punctuation. c) Use correct spelling for commonly used sight words and phonetically regular words.</p>	<p><u>Planning</u> Make a list of why it is important to take care of our earth. What can you do to help the earth? Check out: Earth Song How to Help the Earth How Can I Help the Earth?</p>	<p><u>Drafting</u> Write 7 complete sentences about how you can help the earth. <u>Remember:</u> topic/closing sentence, capitals, punctuation, transition words Under the writing tab, scroll down to the: Research Template</p>	<p><u>Editing</u> Edit your writing with a family member! Use this checklist! Peer Editing Checklist</p>	<p><u>Final Copy</u> Copy your edited draft onto this fancy paper: Final Copy Paper</p>	<p><u>Illustration and Sharing</u> Share your beautiful writing with your family, and add in an illustration. <u>In your Zoom meeting today</u> bring your Earth Writing to share!</p>	<p>Write 7 complete sentences about how you can help the earth. Think about the 3 R's! (reducing, recycling and reusing!</p>
<p>Math: SOL 1.4 The student will a) represent and solve practical problems involving equal sharing with two or four sharers; and b) represent and name fractions for halves and fourths, using models. SOL 1.7 The student will a) recognize and describe with fluency part-whole relationships for numbers up to 10;</p>	<p>Warmup with the PWCS Calendar activity here: Click Here! Click link below, then click on "Fraction review" : Fractions Review Lesson Click videos below to review fractions: BrainpopJr Username: pwcs Password: porter1 I can identify and explain what equal sharing with two sharers and 4 four sharers look like.</p>	<p>Warmup with the PWCS Calendar activity here: Click Here! I can name the fraction of halves and fourths and show you what that looks like. Technology: Complete this activity on Seesaw: Fractions in Action Complete this activity on IXL: Make halves and fourths</p>	<p>Warmup with the PWCS Calendar activity here: Click Here! I can sort fractions of halves and fourths! Technology: Complete this activity on Seesaw: Sort Fractions</p>	<p>Warmup with the PWCS Calendar activity here: Click Here! Click video below to review: Missing addends video I can solve the math sentence by finding the missing addend Ex: 2 + ___ = 5 Technology: Complete this activity on IXL: Missing Addends Username: StudentNumber@</p>	<p>Warmup with the PWCS Calendar activity here: Click Here! Practice your basic math facts! Technology: Moby max: <i>Click on your teacher!</i> Ms. Der Ms. Festa Ms. Chapman Think about story problems with Ms. Festa: Word Problem Mini Lesson</p>	<p>Home Idea: 1 Tell someone in your house what equal sharing means to you! Draw picture to show them what it looks like to equally share with 2 people. What does it look like to equally share with 4 people? Home Idea: 2 Draw your own pizzas with toppings to match one-half and one-fourth. See example below or click HERE then math tab to enlarge picture.</p>

	<p>Technology: Complete the activities below on IXL: Equal Parts AND Identify halves and fourths Username: StudentNumber@porters Password: Porter OR go through Clever</p>	<p>Username: StudentNumber@porters Password: Porter OR go through Clever</p>		<p>porters Password: Porter OR go through Clever</p>		 <p>Home Idea: 3 Draw halves and fourths, cut and mix them up! Then sort them!</p> <p>Home Idea: 4 Have someone from home give you math problems or make your own then solve!</p>
<p>Science: 1.8 Natural Resources a) identification of natural resources; b) factors that affect air and water quality; and c) recycling, reusing, and reducing consumption of natural resources</p>		<p>Check out scholastic books about recycle, reusing and reducing:</p> <p>Day 15: Earth Science - Trash and Recycling: Trash and Recycling</p>	<p>Visit a recycling plant here: Recycling Plant Field Trip</p>	<p>Listen to the read aloud "The Garbage Barge" Garbage Barge</p> <p>Practice this review Kahoot: Natural Resource, 3 R's, Pollution Kahoot</p>	<p>Complete this Seesaw on natural resources: Natural Resource Sort</p>	<p>Outside, go on a safe nature walk. Collect small items and put them into two categories:</p> <ol style="list-style-type: none"> 1. Man Made Objects 2. Natural Resource
<p>Social Studies: Economics SOL 1.7 The student will explain the difference between goods and services and describe how people are consumers and producers of goods and services. SOL 1.8 The student will explain that people make choices because they cannot have everything they want. SOL 1.9</p>	<p>Access the 1st grade textbook here: Five Ponds Textbook</p> <p>Username: PTS1 Password: 22191S</p>		<p>Review what goods and service are with this Nearpod :Goods And Services Nearpod</p> <p>Use the code: VYTKC</p>		<p>Review economics with this Kahoot: Economics Kahoot</p>	<p>Think back on the academic vocabulary terms: Want Need Produce Consumer Good Service</p>

The student will recognize that people save money for the future to purchase goods and services.	Read and check out Chapter 8:All About Money					And make some flashcards with them!
Encore:	<u>P.E</u> Check our Mr. Mathias P.E Activities Be a Butterfly with Cosmic Kids Yoga!		<u>Art</u> Check out Dr. Nicholsons Art Activities Create some appreciation cards here: Appreciation Cards		<u>Music</u> Check out Ms. Kelseys Music Activities Tour Famous Art/Music/History Museums	P.E: get outside each day and go for a walk with your family! Art: create cards for family members in and outside your home! Music: make up a dance and perform for your family!
SEL Activities: B-SMS 10. Demonstrate ability to manage transitions and ability to adapt to changing situations and responsibilities		Listening to Ms. Festa's story about being connected here: Connection	Review Ms. Carmack's Guidance Lesson on emotional regulation: Guidance Lessons Check in with your feelings here: Feelings Check In	Try out this coping skills lesson and activity: Coping Skills With Change		
Office Hours: Wednesdays and Fridays 10:00am-10:30am	Zoom Meeting Zoom Meeting On our Class Messenger Page , please locate the ZOOM Meeting Agenda . Click here for Ms. Festa's Zoom tutorial: Zoom Tutorial					
Goals and Challenges:	Find some chalk and write some nice, happy messages for your neighbors	Create a "mini store" at home. Create fake money and sell items to your family!	Write a letter to a friend who you miss. Save it for them and give it to them in August!	Make 1 goal for today. It can be big or small, just try to stick to it!	This weekend, find something you think is beautiful in nature. Draw it!	

Teacher contact: chapmade@pwcs.edu

Other Resources to Use!

1. DRA Explanation and Sites to check out: [DRA and Reading at Porter](#)
2. Check out our [Instructional Calender of SOL Objectives with "I Can" statements](#)
3. Ms. Pats' Handwriting lessons: [Lesson 1](#), [Lesson 3](#)
4. Websites, Games and Resources Compiled: [Resources Compiled](#)
5. Wideopenschool.org has amazing schedules, games and activities for at home learning: [wide open schools](#)
6. Brain Breaks and Activities: [HOP Sports](#), [More Ideas for at Home Brain Breaks](#), [Cosmic Kids Yoga](#), [Go Noodle](#), [Coloring](#), [Kids Workout Videos](#), [ABCYa](#), [Animal Cameras StorylineOnline](#), or movement activities such as Wall push-ups, Sit-ups, jumping jacks, Running in place, Rocket ship jumps, Snow angels on the floor.
7. Teacher Websites:

Ms.Greer(reading resource): [Reading Resources](#)

Ms.Carmack(guidance):[Guidance](#)

Ms.Kelsey (Music):[Music](#)

Dr.Nicholson (Art):[Art](#)

Mr.Mathias(P.E):[P.E](#)

Ms.Koenig (ESOL): [ESOL](#)

Ms.Geyer(Gifted):[Gifted](#)

Ms.Guerra(math resource): [Math Resource](#)

Ms.Banks (library):[Library](#)

8. Keep an eye out for optional activities being posted on [Seesaw](#), [Epic](#), and Myon (Log on through [Clever](#))!