


Below is an OPTIONAL weekly schedule for students and families to utilize during Home Learning. The schedule is to help with accessing resources, links, and activities; these can be completed at any time. All students are encouraged to engage in the review activities below. These activities align with PWCS's vision of (60 for Elem. and 90 for MS) minutes per content area, per week. Students are encouraged to utilize this time to review and remediate objectives from the beginning of the year that they would like to improve on. Please reach out to the teacher with any questions.


Home Learning Choice Board-Week of April 20th


Visual Aids for at home learning: [Visual Aids](#)

Please check [Messenger pages](#) as well as [Class Dojo](#) daily for notes!



Make a choice per subject area during the day and color it in!

Objectives	Monday	Tuesda y	Wednesda y	Thursda y	Friday	Technology Free Ideas
<p>Reading: SOL 1.7 The student will expand vocabulary and use of word meanings. D) Students will use text clues such as words or pictures to discern meanings of unknown words.</p>	<p>Go on MyOn (Log on through Clever) and read a nonfiction book about Spring.</p> <p>Create an Acrostic Poem about Spring</p> <p>Acrostic Poem Video!</p> <p>Ms. Der's How to use clever to get on MyOn video: How to Access Myon</p>	<p>Go to MyCapstoneLibrary or your home library and choose a fiction or nonfiction book to read with a buddy.</p> <p>Capstone Library username: porter password: school</p> <p>Reading for 20 minutes a day will help you to become a better reader!</p>	<p>Go on MyOn (Log on through Clever) and read a nonfiction book about Maps.</p> <p>How to Access Myon</p> <p>Create a picture dictionary using the following vocabulary words: Title; Map; Globe; Map Legend; Symbol; Cardinal Directions; and Compass Rose.</p>	<p>Go to MyCapstoneLibrary, or your home library and choose a fiction or nonfiction book to read during your snack time.</p> <p>Capstone Library username: porter password: school</p> <p>Remember reading for 20 minutes a day will help you to become a better reader!</p>	<p>Go on MyOn (Log on through Clever) and read a nonfiction book of your choice. Share two new vocabulary words you learned with someone in your family.</p>	<p>Create a Spring Diorama!</p> <p>Make a poster showing all the signs of spring.</p> <p>Make a circle map and include a new vocabulary word and its definition from a book you read this week.</p> <p>Circle Map Planning</p> 

<u>Sight Words for the Week:</u> Boy, Following Came, Want, Sho w	Write your sight words in complete sentences.	Try out this sight word game: Sight Word Hopper	Write your sight words in a creative story with adjectives.	Choose a hands-on sight word game here to practice this week's words: Sight Word Print outs	Do a rapid fire game of sight word recall with a friend!	Each day, practice your sight words with a family member
Writing: The student will edit writing for capitalization, punctuation, and spelling. a) Use complete sentences. b) Begin each sentence with a capital letter and use ending punctuation. c) Use correct spelling for commonly used sight words and phonetically regular words.	Planning: This week we will write all about Spring! Here are some resources to learn about Spring: Brainpop Jr- Spring The Science of Spring Or this read aloud: Lets Look at Spring Use this circle map to jot down ideas that you know or learned! Circle Map Planning	Drafting: Draft your writing about spring by 7 complete sentences about the topic. Try to remember: Transition words Capital letters Finger spaces Punctuation	Editing: Edit your writing with your parents, or a sibling. Add in corrections and details.  The checklist includes: <input type="checkbox"/> I used my best handwriting, <input type="checkbox"/> I left space between my words, <input type="checkbox"/> I capitalized the first word in each sentence and names of people and places, <input type="checkbox"/> I used the correct punctuation for each sentence, <input type="checkbox"/> I used my best spelling, <input type="checkbox"/> I introduced my topic and ended with a conclusion.	Final Copy: Re-write your final copy on this fancy paper: Writing Paper Check the rubric out here: Research Writing Rubric	Illustration and Sharing: Share your beautiful writing with your family, and add in an illustration. In your Zoom meeting today, bring your spring writing to share!	Write 7 complete sentences about spring and changes you observe outside your window! Draw a beautiful illustration!
Math: SOL 1.9 The student will investigate the passage of time and a) tell time to the hour and half-hour , using analog and digital clocks; and	Click on videos below and review How to Tell Time on BrainpopJr Username: pwcs	Warmup with the PWCS Calendar activity here: Click Here! I can read and tell	Warmup with the PWCS Calendar activity here: Click Here!	Warmup with the PWCS Calendar activity here: Click Here! Click on video below to review	Warmup with the PWCS Calendar activity here: Click Here! Practice your basic math facts!	Monday: Home Idea: Make your own clock! 1) Draw a circle 2) Write numbers around the clock, start at 12 at the top 3) Draw a short hand for the hour and a long hand for the minutes

<p>b) read and interpret a calendar.</p>	<p>Passwords: porter1</p> <p>*Parts of the Clock *Time to the Hour *Time to Half Hour</p> <p>I can read and tell time by the hour or half hour using an analog and digital clock.</p> <p>Technology: Complete this activity on Seesaw: Tell and Write Time</p>	<p>time by the hour or half hour using an analog and digital clock.</p> <p>Technology: Complete this activity on Seesaw: What's the time?</p>	<p>I can tell you the days of the week.</p> <p>Technology: Complete this activity on Seesaw: Days of the Week</p>	<p>calendar and dates on Brainpopjr Username: pwcs Passwords: porter1</p> <p>Calendar and Dates</p> <p>I can read and tell you about the calendar.</p> <p>Technology: Complete this activity on Seesaw: April 2020 Calendar</p>	<p>Technology: Moby max: <i>Click on your teacher!</i> Ms. Der Ms. Festa Ms. Chapman</p>	<p>4) Tell someone about the clock you made! What time did you draw?</p> <p>Example:  </p> <p>Tuesday: Do you have an analog clock or digital clock in your house? Use that to tell time. Read the clock, draw what it looks like and write down the time! Do that at least 3 times, then share it with someone!</p> <p>Wednesday: Tell someone the days of the week in order! Start with Sunday.</p> <p>Thursday: Write down today's date. Also write what day of the week it is!</p> <p>April _____, 2020</p> <p>Finish these sentences. 1) Today is _____. 2) If today is _____, then _____, then yesterday was _____. 3) If today is _____, then tomorrow will be _____.</p> <p>Friday Home Idea: Have someone from home give you math problems or make your own then solve!</p>
--	---	--	--	--	---	---

<p>Science: Seasonal Change SOL 1.7 b) there are relationships between daily and seasonal changes; and c) changes in temperature, light, and precipitation can be observed and recorded over time.</p>		<p>Listen to Ms. Festa's Spring read aloud: Spring Read Aloud</p> <p>What changes have you noticed about spring? Draw an illustrate a scene from your bedroom window!</p>		<p>Watch this video on changing seasons:Why Do We Have Seasons?</p> <p>Then go outside and jot down <u>ten signs of spring</u> you can observe.</p> <p>Here are some spring activities to do with siblings: Spring Science Ideas</p>		<p>Draw a tree outside your window! What changes has it made in the last few weeks?</p>
<p>Social Studies: Geography SOL 1.5 The student will develop map skills by a) recognizing basic map symbols, including references to land, water, cities, and roads; b) using cardinal directions on maps; c) identifying the shapes of the United States and Virginia on maps and globes; d) locating Washington, D.C., the capital of the United States, and Richmond, the capital of Virginia, on a United States map; and e) constructing simple maps, including a title, map legend, and compass rose.</p>	<p>Access the 1st grade textbook here: Five Ponds Text</p> <p>Username: PTS1 Password: 22191S</p> <p>Read and check out Chapter 2: Explore the World</p>		<p>Parents: cut out and hide these VA and USA shapes around your house. Have your 1st grader go on a "hunt" to find them and label them correctly!</p> <p>VA and USA Shape Hunt</p>		<p>Review and Practice the Map skills kahoot here: Map Skills Kahoot</p>	<p>Draw a map of your house! Include a compass rose, a title, a map key with 5 symbols and illustrations.</p>
<p>Encore:</p>	<p>Art Check out Dr. Nicholson's Art Activities</p> <p>Explore Famous Masterpieces: Art Exploration</p>		<p>Music Check out Ms. Kelseys Music Activities</p> <p>Make some tunes with: Sesame Street Music</p>		<p>P.E Check our Mr. Mathias P.E Activities</p> <p>Try out some: Yoga For Kids</p>	<p>-Identify as many colors as you can at home! -Create a song using instrumental inside your kitchen! -Go for a walk around your house daily!</p>

<p>SEL Activities: B-SS 2. Create positive and supportive relationships with other students</p>		<p>Practice Empathy Today:</p> <p>Listen to Ms.Festa's Empathy Read Aloud</p> <p>And the Empathy Song</p>	<p>Review Ms. Carmack's Guidance Lesson on emotional regulation: Guidance Lessons</p> <p>Try not to worry! Learn about the worry scale with this fun lesson here: Worries</p>	<p>Try out the scholastic lesson on Empathy here:</p> <p>Scroll down to Day 9: Social-Emotional Learning - Empathy & Kindness</p> <p>Scholastic Empathy</p>		<p>Show <u>empathy</u> to those around you. Write nice notes to parents, siblings, grandparents and friends. Either give them to them, or mail them!</p> 
<p>Teacher Office Hours: Wednesdays and Fridays 11:00 am-11:30am</p>	<p>Zoom Meeting Zoom Meeting</p> <p>On our Class Messenger Page, please locate my weekly Zoom Agenda. Click here for Ms. Festa's Zoom tutorial: Zoom Tutorial</p>					
<p>Goals and Challenges of the Day</p>	<p>Use your star quality of perseverance. Try an outdoor activity you have never done before!</p>	<p>Write a letter to a grandparent. Tell them in 7 sentences about your adventures at home!</p>	<p>What changes have you noticed with the season of spring? Write and draw about 5 of them in your notebook?</p>	<p>Try to take a mindful 10 minutes outside and listen to what you hear around you? Did you feel calm?</p>	<p>Pick a happy song, and make a dance to it. Put on a show for your family!</p>	<p><i>Have a nice</i> WEEKEND</p> 

Teacher contact: chapmade@pwcs.edu

Other Resources to Use!

1. DRA Explanation and Sites to check out: [DRA and Reading at Porter](#)
2. Check out our [Instructional Calender of SOL Objectives with "I Can" statements](#)
3. Ms. Pats' Handwriting lessons: [Lesson 1](#), [Lesson 3](#)
4. Websites, Games and Resources Compiled: [Resources Compiled](#)
5. Wideopenschool.org has amazing schedules, games and activities for at home learning: [wide open schools](#)
6. Brain Breaks and Activities: [HOP Sports](#), [More Ideas for at Home Brain Breaks](#), [Cosmic Kids Yoga](#), [Go Noodle](#), [Coloring](#), [Kids Workout Videos](#), [ABCYa](#), [Animal Cameras StorylineOnline](#), or movement activities such as Wall push-ups, Sit-ups, jumping jacks, Running in place, Rocket ship jumps, Snow angels on the floor.
7. **Teacher Websites:**
 - Ms.Greer(reading resource): [Reading Resources](#)
 - Ms.Carmack(guidance):[Guidance](#)
 - Ms.Kelsey (Music):[Music](#)
 - Dr.Nicholson (Art):[Art](#)
 - Mr.Mathias(P.E):[P.E](#)
 - Ms.Koenig (ESOL): [ESOL](#)
 - Ms.Geyer(Gifted):[Gifted](#)
 - Ms.Guerra(math resource): [Math Resource](#)
 - Ms.Banks (library):[Library](#)
8. Keep an eye out for optional activities being posted on [Seesaw](#), [Epic](#), and Myon (Log on through [Clever](#))!